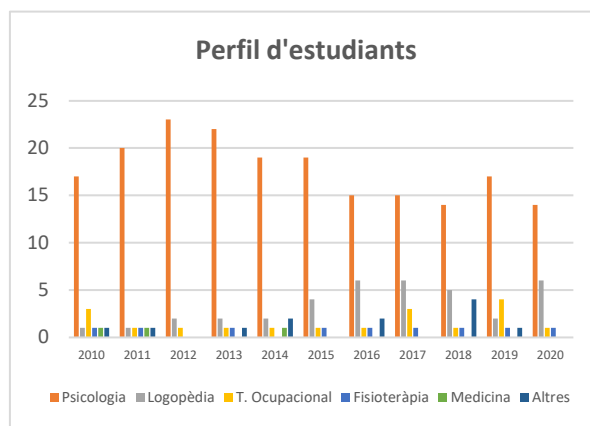
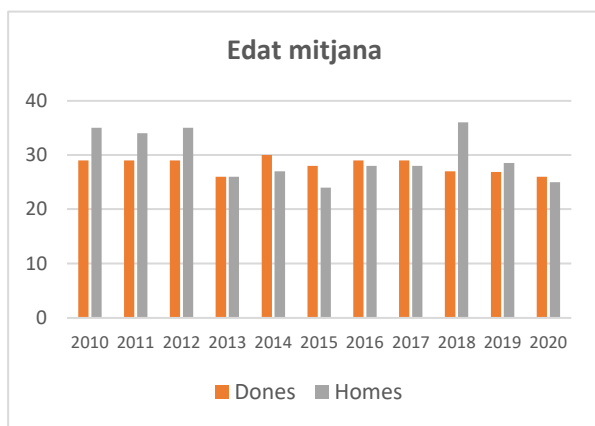


| Dades de Preinscripció i matrícula |              |        |            |
|------------------------------------|--------------|--------|------------|
| Any                                | Sol·licituds | Oferta | Nou ingrès |
| 2010                               | 65           | 25     | 24         |
| 2011                               | 72           | 25     | 25         |
| 2012                               | 91           | 25     | 26         |
| 2013                               | 90           | 25     | 27         |
| 2014                               | 89           | 25     | 25         |
| 2015                               | 96           | 25     | 25         |
| 2016                               | 72           | 25     | 25         |
| 2017                               | 96           | 25     | 25         |
| 2018                               | 96           | 25     | 25         |
| 2019                               | 85           | 25     | 25         |
| 2020                               | 66           | 25     | 22         |

| Perfil de nou ingrès |       |       |
|----------------------|-------|-------|
| Any                  | Dones | Homes |
| 2010                 | 21    | 3     |
| 2011                 | 22    | 3     |
| 2012                 | 25    | 1     |
| 2013                 | 24    | 3     |
| 2014                 | 21    | 4     |
| 2015                 | 22    | 3     |
| 2016                 | 19    | 6     |
| 2017                 | 23    | 2     |
| 2018                 | 22    | 3     |
| 2019                 | 23    | 1     |
| 2020                 | 19    | 3     |

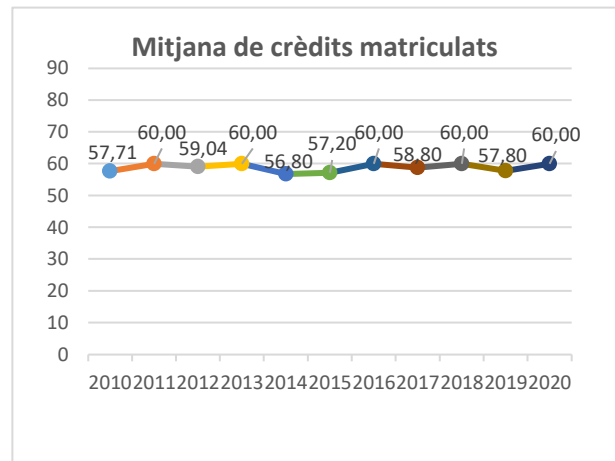
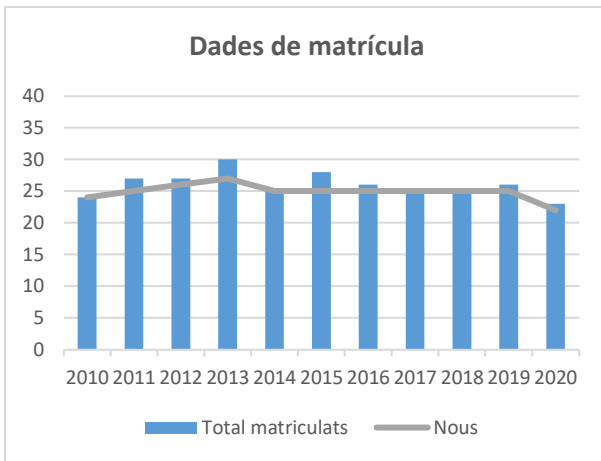


| Edat mitja |       |       |
|------------|-------|-------|
| Any        | Dones | Homes |
| 2010       | 29    | 35    |
| 2011       | 29    | 34    |
| 2012       | 29    | 35    |
| 2013       | 26    | 26    |
| 2014       | 30    | 27    |
| 2015       | 28    | 24    |
| 2016       | 29    | 28    |

| Perfil d'estudiants |            |           |                |              |          |        |
|---------------------|------------|-----------|----------------|--------------|----------|--------|
| Any                 | Psicologia | Logopèdia | T. Ocupacional | Fisioteràpia | Medicina | Altres |
| 2010                | 17         | 1         | 3              | 1            | 1        | 1      |
| 2011                | 20         | 1         | 1              | 1            | 1        | 1      |
| 2012                | 23         | 2         | 1              |              |          |        |
| 2013                | 22         | 2         | 1              | 1            |          | 1      |
| 2014                | 19         | 2         | 1              |              | 1        | 2      |
| 2015                | 19         | 4         | 1              | 1            |          |        |
| 2016                | 15         | 6         | 1              | 1            |          | 2      |

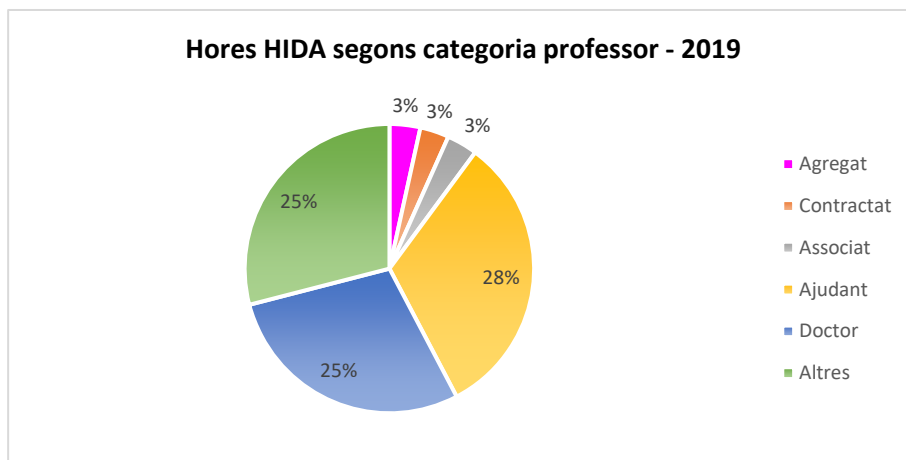
|      |    |    |
|------|----|----|
| 2017 | 29 | 28 |
| 2018 | 27 | 36 |
| 2019 | 27 | 29 |
| 2020 | 26 | 25 |

|      |    |   |   |   |  |   |
|------|----|---|---|---|--|---|
| 2017 | 15 | 6 | 3 | 1 |  | 0 |
| 2018 | 14 | 5 | 1 | 1 |  | 4 |
| 2019 | 17 | 2 | 4 | 1 |  | 1 |
| 2020 | 14 | 6 | 1 | 1 |  |   |

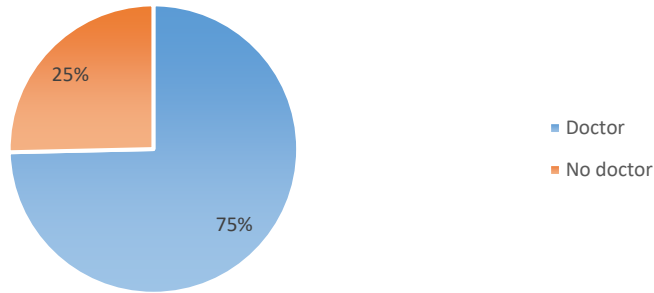


| Dades de matrícula |                   |      |
|--------------------|-------------------|------|
| Any                | Total matriculats | Nous |
| 2010               | 24                | 24   |
| 2011               | 27                | 25   |
| 2012               | 27                | 26   |
| 2013               | 30                | 27   |
| 2014               | 25                | 25   |
| 2015               | 28                | 25   |
| 2016               | 26                | 25   |
| 2017               | 25                | 25   |
| 2018               | 25                | 25   |
| 2019               | 26                | 25   |
| 2020               | 23                | 22   |

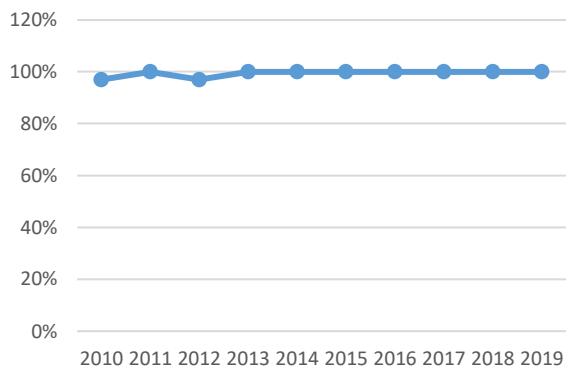
| Mitjana de crèdits matriculats |       |
|--------------------------------|-------|
| Any                            | Nous  |
| 2010                           | 57,71 |
| 2011                           | 60,00 |
| 2012                           | 59,04 |
| 2013                           | 60,00 |
| 2014                           | 56,80 |
| 2015                           | 57,20 |
| 2016                           | 60,00 |
| 2017                           | 58,80 |
| 2018                           | 60,00 |
| 2019                           | 57,80 |
| 2020                           | 60,00 |



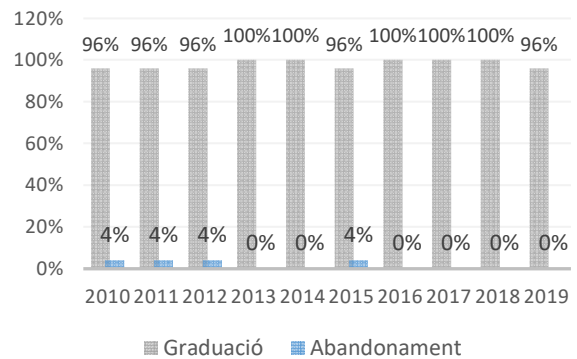
| Hores HIDA segons categoria del professor |        |         |            |          |         |        |        |
|---|--------|---------|------------|----------|---------|--------|--------|
| Any                                       | TU-CEU | Agregat | Contractat | Associat | Ajudant | Doctor | Altres |
| 2019                                      | 13%    | 3%      | 3%         | 3%       | 28%     | 25%    | 25%    |

**HIDA de doctors per any acadèmic - 2019**


| HIDA de doctors per any acadèmic |        |           |
|----------------------------------|--------|-----------|
| Any                              | Doctor | No doctor |
| 2019                             | 75%    | 25%       |

**Rendiment per curs**

**Rendiment per curs (ECTS superats/ECTS matriculats)**

| Any  | Rendiment |
|------|-----------|
| 2010 | 97%       |
| 2011 | 100%      |
| 2012 | 97%       |
| 2013 | 100%      |
| 2014 | 100%      |
| 2015 | 100%      |
| 2016 | 100%      |
| 2017 | 100%      |
| 2018 | 100%      |
| 2019 | 100%      |

**Graduació i abandonament**

**Graduació i abandonament**

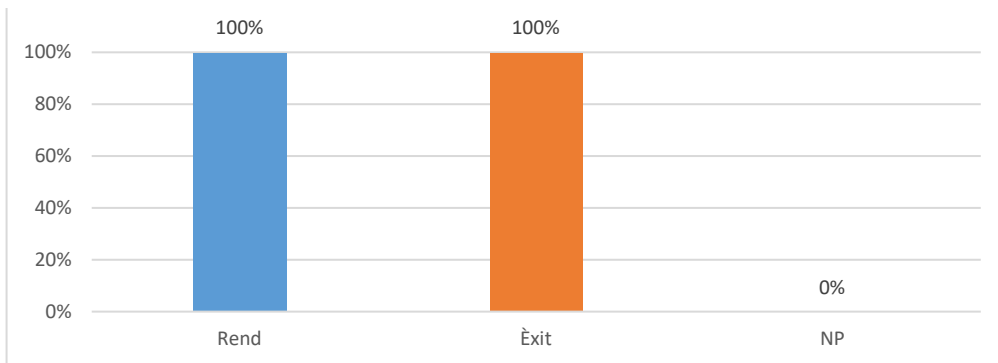
| Any  | Graduac | Abandonament |
|------|---------|--------------|
| 2010 | 96%     | 4%           |
| 2011 | 96%     | 4%           |
| 2012 | 96%     | 4%           |
| 2013 | 100%    | 0%           |
| 2014 | 100%    | 0%           |
| 2015 | 96%     | 4%           |
| 2016 | 100%    | 0%           |
| 2017 | 100%    | 0%           |
| 2018 | 100%    | 0%           |
| 2019 | 96%     | 0%           |

\* Previsió taxa de graduació verificada 92%

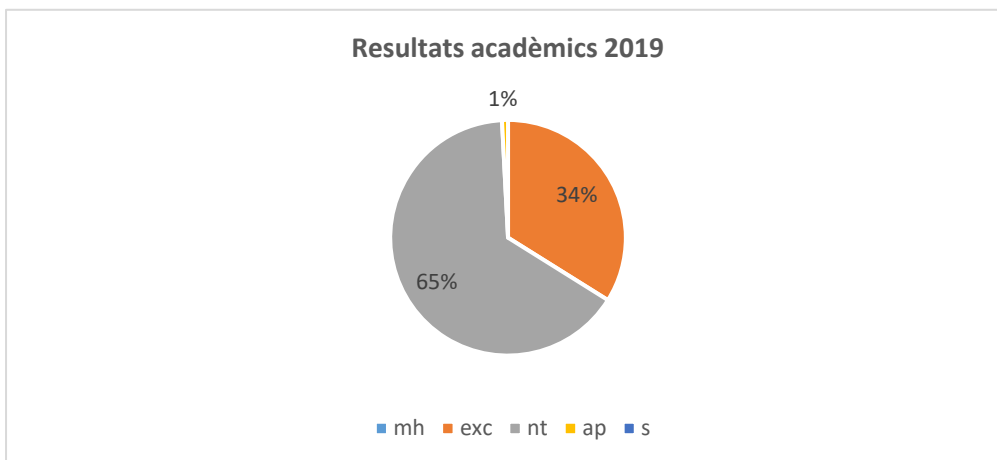
\* Previsió taxa d'abandonament verificada 10%

**Resultats acadèmics - 2019**

120%



| Resultats acadèmics |    |    |            |            |           |   |    |             |             |           |
|---------------------|----|----|------------|------------|-----------|---|----|-------------|-------------|-----------|
| Mòdul               |    | mh | exc        | nt         | ap        | s | np | Rend        | Èxit        | NP        |
| Avenços en          | 25 |    | 2          | 23         |           |   |    | 100%        | 100%        | 0%        |
| Rehabilitac         | 25 |    | 14         | 11         |           |   |    | 100%        | 100%        | 0%        |
| Estratègies         | 25 |    | 14         | 11         |           |   |    | 100%        | 100%        | 0%        |
| Pràcticum p         | 22 |    | 8          | 14         |           |   |    | 100%        | 100%        | 0%        |
| Pràcticum d         | 2  |    | 2          |            |           |   |    | 100%        | 100%        | 0%        |
| Treball de F        | 25 |    | 2          | 22         | 1         |   |    | 100%        | 100%        | 0%        |
| <b>Resultats a</b>  |    |    | <b>34%</b> | <b>65%</b> | <b>1%</b> |   |    | <b>100%</b> | <b>100%</b> | <b>0%</b> |



| Mòdul |  | mh | exc | nt  | ap | s | np | Rend | Èxit | NP |
|-------|--|----|-----|-----|----|---|----|------|------|----|
| 2018  |  |    | 33% | 56% | 9% |   |    | 100% | 100% | 0% |
| 2017  |  |    | 47% | 48% | 5% |   |    | 100% | 100% | 0% |
| 2016  |  |    | 37% | 63% | 2% |   |    | 100% | 100% | 0% |